


FIRST CLASS



SHARON ANDERSON
TRIAL SECRETARY
3180 N. COOL RD.
LIMA, OH 45801-9744

THE ANDERSON RANCH

3180 N. COOL Road, Lima, OH



AHBA HERDING TESTS & RANCH DOG TRIALS

American Herding Breed Association Herding Trials & Tests August 14-16, 2009

RLF, HTAD, & HRD I, II, III
Junior Herding Dog & Herding Capability Test
Open to all eligible AHBA breeds
Test/Trial Hours - 7:00AM to 7:00PM

➔These events will be held outdoors, rain or shine.◀

These tests and trials are held with sanctioning of the American Herding Breed Association and in accordance with the rules and regulations of the AHBA.



Trial Secretary

Sharon Anderson.....3180 N. Cool Rd. Lima, OH 45801
419-302-2891, tervherd@wcoil.com

Entry Fees

Large Flock—Pre-entry \$40

Trial pre-entry \$35 Test pre-entry \$30.

After August 1, 2009 to and including day of event:

Trial entry - \$40 Large Flock - \$45 Test entry - \$35

Stock

Dog broke barbs and a few woolies—all accustomed to being worked by eye and non-eye dogs

Ranch Large Flock, 25 sheep/run

HCT/JHD, 3-5 sheep/run HRD, 7 sheep/run

HTAD - 5 sheep/run

Total entry limit Friday, 12 runs divided into 2 sections.*

(*2 legs can be earned in one day)

Saturday & Sunday 35 runs, Test & Trial combined

JUDGES

Friday
RLF Class

Morning Trial

Sharon Anderson.....3180 N. Cool Rd., Lima OH 45801

Afternoon Trial

Linda Grey.....2975 Minerva Lake Rd., Columbus, OH 43231

Saturday

All Test & Trial Classes

Carol Lorenzon.....3767 W. 136th St., Cleveland, OH

44111

Sunday

All Test & Trial Classes

Linda Grey.....2975 Minerva Lake Rd., Columbus, OH 43231



Accommodations

The following motels accept dogs

Days Inn

1250 Neubrecht Rd., Lima....419-227-6515

(at the intersection of I75 & Rt81, 5-7 minutes from trial site)

\$10/night for any number of dogs (within reason)

Econo Lodge

1201 Neubrecht Rd., Lima....419-222-0596

(at the intersection of I75 & Rt81, 5-7 minutes from trial site)

\$5/dog/night additional

Super 8 Motel

1430 Bellefontaine Ave, Lima.....419-227-2221

(at the intersection of I75 & Rt309

10-12 minutes from trial site)

Self contained Motorhomes are welcome at the trial site.

Please contact the trial secretary for details.

Food

Large number of eating facilities at I75 & 309
(aka Junk Food Row)



Directions to Trial Site

The "Anderson Ranch" is located just off of Interstate 75 midway between Toledo & Dayton, in Ohio, about an hour north of Interstate 70.

From Interstate 75, take Bluelick exit. Turn EAST on Bluelick Rd. (towards the gas station & motel). Once you get on Bluelick the first stop sign is at N. Dixie Hwy. The second stop sign is Cool Rd. Turn RIGHT on Cool Rd. Farm is about a quarter of a mile down and on the left way back off the road. If Bluelick dead ends you have gone about a mile past Cool Rd.

In consideration for participation in an event sanctioned by the American Herding Breed Association (AHBA), I agree to assume all responsibility for any claim, loss or damage, of whatever kind or nature, whether to person or property, which may be caused at or near this event, either directly or indirectly, by me or the dog or dogs I have entered in or brought to this event. I further agree that I will hold the AHBA, its officers, directors, agents and members harmless and defend them from any and all liability for any injury, claim, damage or loss, of whatever kind or nature, whether to person or property, caused at or ear this event, whether directly or indirectly, by me or any dog I have entered in or brought to this event. I agree to indemnify the AHBA, it's officers, directors, agents and members for any loss, cost or expense including attorneys' fees and costs, to which the AHBA, its officers, directors, agents or members might be subject as a result of any claim, suit, loss or damage caused in any way by any act or negligence on my part or on the part of any dog or dogs I have entered in or brought to this event. I acknowledge that while the AHBA may provide sanctioning for this event with regard to the issuing of titles, it does not have and does not exercise control over the conduct of the event or those present. I certify and represent that the dog or dogs I have entered in or brought to this event is/are not a hazard to other dogs, other animals, or to people.

In the event of injury or death of any livestock brought about by any dog or dogs I have entered in or brought to this event, I agree to pay full replacement value (\$100), in the case of death, or any and all veterinary expenses if the animal is injured and needs medical treatment.

Test/Trial Committee

Course Director.....Sharon Anderson
Chief Ring Steward.....Tina Leach



AWARDS

Trial Classes

First Place.....Blue Ribbon
Second Place.....Red Ribbon
Third Place.....Yellow Ribbon
Fourth Place.....White Ribbon
Fifth Place.....Pink Ribbon
All Qualifying test classes....Green Ribbon



PLEASE READ!

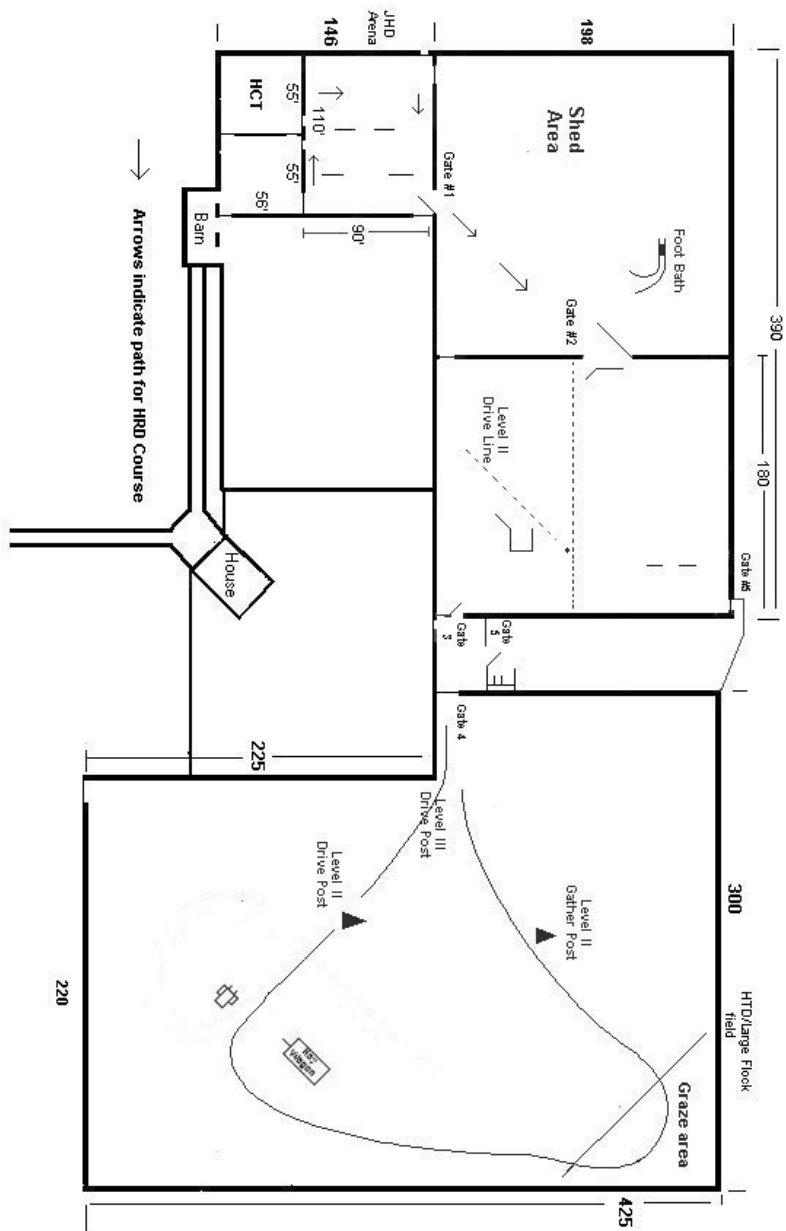
This event is being held at a working farm. Children are welcome but please make sure they stay away from machinery.



There is poison ivy and/or oak in the hedgerows. Remember that the oil from these plants can be picked up on dog's coats and transferred to people. Even if you are not allergic to these plants others that your dogs may have contact with may be so keep dogs out of hedgerows.



Course Layout



AMERICAN HERDING BREED ASSOCIATION
 OFFICIAL ENTRY FORM
AHBA Licensed Test and Trial
 (Open to all eligible AHBA Breeds)
Sunday, July 27, 2008 HRD/HTAD & Tests
The Anderson Ranch, Lima OH

Entry Fees: **\$35.00** for each Trial class and \$30 for each Test class. Pre-entries will close at the Secretary's Office on **July 31, 2009** at 6:00 PM. **Entries after that date, including the day of the trial, will be \$40 for Trial & \$35 for Tests. If entries are sent by overnight delivery, sign waiver to deliver without recipient signature.**

Mail entries with fees to: Sharon Anderson, 3180 N. Cool Rd, Lima, OH 45801-9744. **Make checks payable to: Sharon Anderson.** Canadian Exhibitors must make fees payable in U.S. funds.

I enclose \$_____ for entry fees. A separate entry must be made for each Class.

BREED	VARIETY	SEX	
Test Class (Circle one)			
HERDING CAPABILITY TEST	First Leg	Second Leg	
JUNIOR HERDING DOG	First Leg	Second Leg	
Trial Class (Circle one)			
RANCH DOG	I	II	III
HTAD	I	II	III

FULL NAME OF DOG _____

DATE OF BIRTH _____ Sex _____

REGISTRY _____ # _____

BREEDER _____

SIRE _____

DAM _____

ACTUAL OWNER(S) _____

ADDRESS _____

Please Print

I certify that I am the actual owner of the dog, or that I am the duly authorized agent of the actual owner whose name I have entered above. In consideration of the acceptance of this entry, I (we) agree to abide by the Rules and regulations of the American Herding Breed Association in effect at the time of this Herding Test or Trial and by any additional rules and regulations appearing in the premium list for this Herding Test or Trial or both, and **further agree to be bound by the agreement printed on the reverse side of this entry form.** I (we) certify and represent that the dog entered is not a hazard to persons or other dogs. This entry is submitted on the foregoing representation and agreement.

SIGNATURE of owner or the agent duly authorized to make this entry : _____

Telephone () _____ email: _____

In consideration for participation in an event sanctioned by the American Herding Breed Association (AHBA), I agree to assume all responsibility for any claim, loss or damage, of whatever kind or nature, whether to person or property, which may be caused at or near this event, either directly or indirectly, by me or the dog or dogs I have entered in or brought to this event. I further agree that I will hold the AHBA, its officers, directors, agents and members harmless and defend them from any and all liability for any injury, claim, damage or loss, of whatever kind or nature, whether to person or property, caused at or near this event, whether directly or indirectly, by me or any dog I have entered in or brought to this event. I agree to indemnify the AHBA, its officers, directors, agents and members for any loss, cost or expense including attorneys' fees and costs, to which the AHBA, its officers, directors, agents or members might be subject as a result of any claim, suit, loss or damage caused in any way by any act or negligence on my part or on the part of any dog or dogs I have entered in or brought to this event. I acknowledge that while the AHBA may provide sanctioning for this event with regard to the issuing of titles, it does not have and does not exercise control over the conduct of the event or those present. I certify and represent that the dog or dogs I have entered in or brought to this event is/are not a hazard to other dogs, other animals, or to people.

In the event of injury or death of any livestock brought about by any dog or dogs I have entered in or brought to this event, I agree to pay full replacement value (\$100), in the case of death, or any and all veterinary expenses if the animal is injured and needs medical treatment.

LARGE FLOCK COURSE DESCRIPTION

- 1. 10pts** – Starting at Gate #1, remove sheep from JHD arena. All Level's must bring sheep thru the centerline gates by fetch or drive. HRD II & III handlers may not cross handler's line. HRD I handler's may cross the line but must not get closer than approximately 15' from sheep before sending the dog to collect the stock. Exercise is complete when Gate #1 is latched.
- 2. 10pts - Level III only.** Handlers will drive stock to gate #2 and move the entire flock thru the gate. You will then sort off 5 marked sheep back into the field with the foot bath. Secure the gate. Handler remains anywhere along the gate, and dog is commanded to drive sheep to footbath. Once all the sheep have moved past the plane of the opening of the obstacle, handler may move to anywhere along the sides of the chute while the dog controls the sheep as they exit. Using the combined efforts of the handler & dog, the stock are moved thru and out of the foot bath, brought back and thru Gate #2. This exercise ends when Gate #2 is closed.
- 3. 20 pts** – Level III will drive sheep from Gate 2 to Gate 3.. Level II will drive or fetch to the Level II handler's line and drive stock to Gate 3. Level I may drive or fetch to Gate 3. Once the sheep are at Gate 3, Level III handlers may move thru Gate 3 and move the sheep into the transition pen. Once in the transition pen, 3 marked sheep will be sorted into the loafing shed area. This section ends when last head of stock has been sorted.
- 4. 15 pts** - Handler and dog then go into the loafing shed area and move the 3 sorted sheep into the loafing shed. While the dog holds the sheep anywhere in the pen, the handler will put a collar on one of the sheep. Return all 3 sheep to the flock. The flock is then moved through Gate #4. This section is complete when Gate #4 is closed.
- 5. 20 pts** –Tractor/Wagon Obstacle – Level III handlers will remain at the drive post and drive sheep between the tractor and wagon. Level II's handler's will move sheep to the Level II post and will drive flock will then drive stock thru the tractor/hay wagon obstacle. This section ends once last head of stock clears the panels.

AMERICAN HERDING BREED ASSOCIATION
OFFICIAL ENTRY FORM
AHBA Licensed Test and Trial
(Open to all eligible AHBA Breeds)
Saturday, August 15, 2009 HRD/HTAD & Tests
The Anderson Ranch, Lima OH

Entry Fees: **\$35.00** for each Trial class and **\$30** for each Test class. Pre-entries will close at the Secretary's Office on **July 31, 2009** at 6:00 PM. **Entries after that date, including the day of the trial, will be \$40 for Trial & \$35 for Tests. If entries are sent by overnight delivery, sign waiver to deliver without recipient signature.**

Mail entries with fees to: Sharon Anderson, 3180 N. Cool Rd, Lima, OH 45801-9744. **Make checks payable to: Sharon Anderson.** Canadian Exhibitors must make fees payable in U.S. funds.

I enclose \$_____ for entry fees. A separate entry must be made for each Class.

BREED	VARIETY	SEX	
Test Class (Circle one)			
HERDING CAPABILITY TEST	First Leg	Second Leg	
JUNIOR HERDING DOG	First Leg	Second Leg	
Trial Class (Circle one)			
RANCH DOG	I	II	III
HTAD	I	II	III

FULL NAME OF DOG _____

DATE OF BIRTH _____ Sex _____

REGISTRY _____ # _____

BREEDER _____

SIRE _____

DAM _____

ACTUAL OWNER(S) _____

ADDRESS _____

Please Print

I certify that I am the actual owner of the dog, or that I am the duly authorized agent of the actual owner whose name I have entered above. In consideration of the acceptance of this entry, I (we) agree to abide by the Rules and regulations of the American Herding Breed Association in effect at the time of this Herding Test or Trial and by any additional rules and regulations appearing in the premium list for this Herding Test or Trial or both, and **further agree to be bound by the agreement printed on the reverse side of this entry form.** I (we) certify and represent that the dog entered is not a hazard to persons or other dogs. This entry is submitted on the foregoing representation and agreement.

SIGNATURE of owner or the agent duly authorized to make this entry : _____

Telephone () _____ email : _____

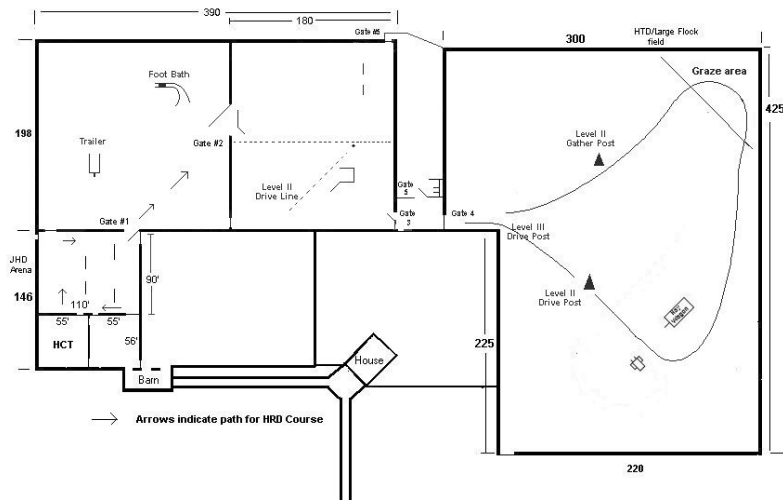
6. 15 pts – Graze - Once the last head of stock has cleared the panels sheep will be moved to the graze area. Level III handlers will remain at Level III post. Levels I & II may take any position relative to the stock and, by fetch or drive. Move stock into the graze area. Once stock are within the graze area Level II will move to the Level II gather post. At signal from judge handlers will recall dogs to appropriate post. Level I's will place their dogs at the designated position then take a position midway between that and the flock but no closer than 15'.. All handlers will then send their dogs to gather the sheep. All 3 levels will drive or fetch back to and thru Gate #4. This section ends when gate 4 is closed.

7. 10 pts - The entire flock is moved through Gate #3. Sheep are then taken through the winged end of Gate #2 and exhausted into the JHD arena. Course is complete when Gate #1 is closed.

Course time: Level I & II - 25 minutes

Level III – 30 minutes

Tie breaker: Score on #3



HRD COURSE & DESCRIPTION

In consideration for participation in an event sanctioned by the American Herding Breed Association (AHBA), I agree to assume all responsibility for any claim, loss or damage, of whatever kind or nature, whether to person or property, which may be caused at or near this event, either directly or indirectly, by me or the dog or dogs I have entered in or brought to this event. I further agree that I will hold the AHBA, its officers, directors, agents and members harmless and defend them from any and all liability for any injury, claim, damage or loss, of whatever kind or nature, whether to person or property, caused at or near this event, whether directly or indirectly, by me or any dog I have entered in or brought to this event. I agree to indemnify the AHBA, its officers, directors, agents and members for any loss, cost or expense including attorneys' fees and costs, to which the AHBA, its officers, directors, agents or members might be subject as a result of any claim, suit, loss or damage caused in any way by any act or negligence on my part or on the part of any dog or dogs I have entered in or brought to this event. I acknowledge that while the AHBA may provide sanctioning for this event with regard to the issuing of titles, it does not have and does not exercise control over the conduct of the event or those present. I certify and represent that the dog or dogs I have entered in or brought to this event is/are not a hazard to other dogs, other animals, or to people.

In the event of injury or death of any livestock brought about by any dog or dogs I have entered in or brought to this event, I agree to pay full replacement value (\$100), in the case of death, or any and all veterinary expenses if the animal is injured and needs medical treatment.

- 1. 10pts** – Starting at Gate #1, remove sheep from JHD arena. All Level's must bring sheep thru the centerline gates by fetch or drive. HRD II & III handlers may not cross handler's line. HRD I handler's may cross the line but must not get closer than approximately 15' from sheep before sending the dog to collect the stock. Exercise is complete when Gate #1 is latched.
- 2. 15 pts** – Level III will drive sheep from Gate 2 to Gate 3.. Level II will drive or fetch to the Level II handler's line and drive stock to Gate 3. Level I may drive or fetch to Gate 3. Once the sheep are at Gate 3, Level III handlers may move thru Gate 3 and move the sheep into the transition pen. Once in the transition pen, sheep will be moved into the loafing shed area. This section ends when last head of stock has been sorted.
- 3. 15 pts** - Handler and dog then go into the loafing shed area and move the sheep into the loafing shed. While the dog holds the sheep anywhere within the shed, the handler will put a collar on one of the sheep. Sheep are then moved through Gate #4. This section is complete when Gate #4 is closed.
- 4. 20 pts** –Tractor/Wagon Obstacle – Level III handlers will remain at the drive post and drive sheep between the tractor and wagon. Level II's handler's will move sheep to the Level II post and will drive flock will then drive stock thru the tractor/hay wagon obstacle. This section ends once last head of stock clears the panels.
- 5. 20 pts** – Graze - Once the last head of stock has cleared the panels sheep will be moved to the graze area. Level III handlers will remain at Level III post. Levels I & II may take any position relative to the stock and, by fetch or drive. Stock must stay to the inside of flags. Move stock into the graze area. Once stock are within the graze area Level II will move to the Level II gather post. At signal from judge handlers will recall dogs to appropriate post. Level I's will place their dogs at the designated position then take a position midway between that and the flock but no closer than 15'.. All handlers will then send their dogs to gather the sheep. All 3 levels will drive or fetch back to and thru Gate #4. This section ends when gate 4 is



closed.

6. **10 pts** – Level's I & II will move entire flock through Gate #3. Sheep are then taken through the footbath by fetch or drive. Handlers work the entrance and dog is responsible for controlling the sheep when they exit. After all sheep have cleared the footbath they are exhausted into thru gate #1 to the JHD arena. Course is complete when Gate #1 is closed.

7. **10 pts - Level III Only** – Level III will put the sheep thru the footbath as in #6. After all stock have moved thru the footbath they are then taken to the shed area. A shed and hold are required for full points. On a signal from the judge, all the stock are exhausted to the JHD arena.

Course time: Level I & II - 25 minutes

Level III – 30 minutes

Tie breaker: Score on #4

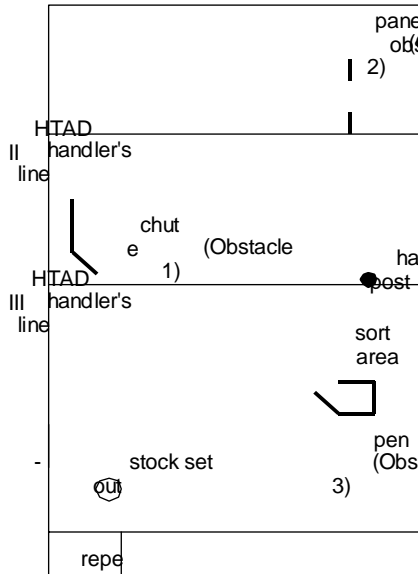
HTAD Course Descriptio

COURSE #2

N
W + E
S

The designations North, East, etc. are for purposes of description only. The course may be mirrored.

The handler's post is located 100 ft. from the panel obstacle at the North end of the arena. The panel obstacle is located 30 ft. off of the North fence. The opening of the Y chute is located on the West side of the arena, midway between the North and South ends. The Y chute should be no less than 12 feet long and no more than 4 feet wide with an opening of 12 feet. (A bridge may be substituted for the chute.) The freestanding pen is located 30 ft. from the East side and 30 ft. from the South side of the arena, and should be 8-10 ft. on each side for sheep, 10-16 ft. on each side for cattle. (A trailer



AMERICAN HERDING BREED ASSOCIATION
OFFICIAL ENTRY FORM
AHBA Licensed Trial
(Open to all eligible AHBA Breeds)
Friday, August 14, 2009 Large Flock (no tests)
The Anderson Ranch, Lima OH

Entry Fees: **\$40.00** for each Trial entry. Pre-entries will close at the Secretary's Office on **Friday, July 31, 2009** at 6:00 PM. **Entries after that date, including the day of the trial, will be \$45.** If entries are sent by overnight delivery, sign waiver to deliver without recipient signature.

Mail entries with fees to: Sharon Anderson, 3180 N. Cool Rd, Lima, OH 45801-9744. **Make checks payable to: Sharon Anderson.** Canadian Exhibitors must make fees payable in U.S. funds.

I enclose \$_____ for entry fees. A separate entry must be made for each Class.

BREED _____ VARIETY _____ SEX _____

Trial Class (Circle one)

RANCH LARGE FLOCK Morning I II III
Afternoon I II III

FULL NAME OF DOG _____

DATE OF BIRTH _____ Sex _____

REGISTRY # _____

BREEDER _____

SIRE _____

DAM _____

ACTUAL OWNER(S) _____

ADDRESS _____

Please Print

I certify that I am the actual owner of the dog, or that I am the duly authorized agent of the actual owner whose name I have entered above. In consideration of the acceptance of this entry, I (we) agree to abide by the Rules and regulations of the American Herding Breed Association in effect at the time of this Herding Test or Trial and by any additional rules and regulations appearing in the premium list for this Herding Test or Trial or both, and **further agree to be bound by the agreement printed on the reverse side of this entry form.** I (we) certify and represent that the dog entered is not a hazard to persons or other dogs. This entry is submitted on the foregoing representation and agreement.

SIGNATURE of owner or the agent duly authorized to make this entry :

EMAIL ADDRESS _____

Telephone () _____

handler may go in and assist if necessary at any level. If the stock come out on their own volition without the handler or dog entering, there is no penalty. The stock are then taken to the point on the course where the handler's post would be located for the gather. Scoring for the take-pen ends when the stock have reached the point at which the handler's post for the gather would be located. The course then proceeds as indicated in the description, with the Drive and then Obstacle 1, etc.

4. Obstacle 2

Once the stock have passed the post, they are turned toward the West fence and brought to the chute. HTAD II and III handlers remain in the locations designated for the drive. HTAD I handlers may go to the chute, but must remain at the entry panel of the chute until all the stock have exited. Scoring for the chute ends when all the stock have cleared the chute.

5. Obstacle 3

The stock are penned in the freestanding pen. Scoring for the pen ends when the pen gate is closed.

6. Sort

The animals are removed from the pen and taken to the sorting area. HTAD I and II handlers briefly hold the stock, then take them to the repen. For HTAD III handlers, sort will be a gate sort: The animals are taken to the repen gate. Two marked animals are gate-sorted and repenned first, leaving three out in the arena. The sort ends for HTAD I and II at the conclusion of the hold, and for HTAD III when the ribbon has been removed/ animals have been shed, or when the gate is closed on the two sorted animals in HTAD III.

6. Repen

The stock are taken to the repen and held a short distance off the gate while it is opened, and then the animals are repenned. When a gate-sort has been used, the three animals that had been left out in the arena are repenned. The run ends when the repen gate is closed.

may be substituted for the pen.) The sorting area is located between the free-standing pen and the handler's post. For poultry, all dimensions are $\frac{1}{2}$ that for hoofed stock.

1. Drive

The stock are let out at the repen gate and allowed to settle. They are collected from that area and taken to the handler's post. The post should be on their right as they pass it. They are then driven to the panel obstacle, Obstacle 1.

HTAD III – the handler remains at the post.

HTAD II – the handler may accompany the stock halfway to the panels.

HTAD I – the handler may accompany the stock to the panels.

The drive ends when the stock reach a point 10 ft. in front of Obstacle 1.

1. Obstacle 1

Scoring for the obstacle begins when the stock are 10 ft. in front of the entrance. In HTAD II and III, the handler remains at the indicated location until the stock have cleared the obstacle. In HTAD I, the handler may not go past the panels until the stock have cleared the obstacle.

3. Gather or Take-pen

Gather: Once the stock have cleared the panels, they should be settled in the area roughly between the panels and the North fence.

HTAD II and III handlers may move closer if desired in order to help settle the stock, but may not go past the panels. For the gather, the stock need not come back through the panels, but should be brought in as straight a line as possible from the area where they have settled. When the stock reach the handler's post, the post should be on their right as they pass it.

HTAD III – the handler and dog return to the post, and the dog is sent to gather the animals and bring them back to the post.

HTAD II – the dog is moved back to the handler's post; the handler may move forward again to the halfway point, and the dog is sent to gather the animals, which are taken to the post.

HTAD I – the handler brings the dog back to the halfway point; the handler may move closer to the stock, but may not go closer than 15 feet to the stock. The dog is sent to gather the animals, and they are taken to the post.

The gather ends when the stock have passed the post.

Take-pen: The take-pen will be the first exercise. HTAD III handlers must remain outside the pen while the dog brings out the stock. HTAD II handlers may enter the pen with the dog but should not move the stock themselves. HTAD I handlers may enter the pen and assist the dog in moving the stock. An exception is made for cattle, where the